


NONCONSENSUAL TRACKING & PERSONAL TRACKERS

a victim resource guide

GUIDE OVERVIEW

Nonconsensual tracking (NCT) is defined as "the monitoring of a person's location without their consent." The proliferation of personal tracking devices (AirTags, Tiles, etc.) has created new NCT risks for victims of gender-based violence, stalking and trafficking.

This guide provides information and tools to address and prevent NCT situations where personal tracking devices are involved.



APPLE AIRTAG




PERSONAL TRACKERS

The Problem:

Companies like Apple and Tile are flooding the market with small, inexpensive and highly effective tracking devices that can be secretly placed in a victim's bag, clothing or vehicle to nonconsensually track them anywhere they go.

It is now critical that communities, schools and organizations working with victim populations understand this threat and how to address it.

1 APPLE AIRTAGS



Details: Cost: \$29. Battery life: 1 year.

How they track: A billion+ Apple devices form a tracking network to locate AirTags anywhere in the world. Nearby AirTags are located using bluetooth. Learn more [here](#).

NCT Alerts: Apple device owners should receive a security alert within 24-hours of an unknown AirTag tracking them (unless it is also near the AirTag owner's device).

Android users will not receive an alert. Regardless, the AirTag itself should also emit a sound alert. Learn more [here](#).

AM I BEING TRACKED??



UNLIKELY IF:

- 1) You do not cohabitate with or see the suspected party every 24 hrs and
- 2) You haven't received an AirTag alert (iPhone only) or heard the AirTag beeping.



LOCATING AIRTAGS

- 1) Check the 'Find My' App (iPhone Users) under 'Items.' Details [here](#). [and](#)
- 2) Conduct a physical search of any bags, vehicles, clothing or other items frequently traveling with the victim.

POSSIBLE IF:

- 1) You do cohabitate with or see the suspected party every 24 hrs and
- 2) You haven't received an AirTag alert (iPhone only) or heard the AirTag beeping.



LOCATING AIRTAGS

- 1) Check 'Find My' App (iPhone Users) under 'Items.' Details [here](#). [and](#)
- 2) Conduct a physical search of any bags, vehicles, clothing or other items frequently traveling with the victim.

LIKELY IF:


- 1) You received an AirTag alert [or](#)
- 2) Heard an AirTag beeping.



LOCATING AIRTAGS

- 1) Tap alert (iPhones only) and follow the instructions or follow the beeping noise.
- 2) Check 'Find My' App (iPhone Only) under 'Items.'
- 3) In case there are others, conduct a physical search as well.

2 TILE TRACKERS



Details: Different models (view [here](#)). Cost: \$25 & up. Battery life: 1-3 years.


How they track: All devices with the Tile App installed form a tracking network to locate Tiles anywhere in the world. Nearby Tiles are located using Bluetooth (which has a range of approximately 30 feet). Learn more [here](#). A **new partnership** with Amazon will expand the network considerably.

NCT Alerts: None. A tile that is used to nonconsensually track someone will not emit a sound, nor will a security alert appear on their Apple or Android device.

AM I BEING TRACKED??

The Challenge:

Since Tile trackers do not provide NCT alerts, the best approach is to conduct a thorough physical inspection of any bags, vehicles, clothing or other items frequently traveling with the victim.




WHAT TO LOOK FOR:



Tile Mate & Pro

- Water Resistant
- Size: 42mm x 42mm x 6.5mm



Tile Slim

- Water Proof
- Size: 86mm x 54mm x 2.4mm
- Check Wallets & Purses



Tile Sticker

- Water Proof
- Size: 27mm x 7.3mm
- Smallest Model
- Sticks to objects

3 DISABLING TRACKERS

Before disabling - Form a Safety Plan first!!

For safety planning help, contact the Nat'l DV Hotline [here](#).

AIRTAGS:

1. If a security alert is received (iPhone), follow the 'Disable Location' instructions. Learn more [here](#).
2. Or, twist clockwise to remove battery

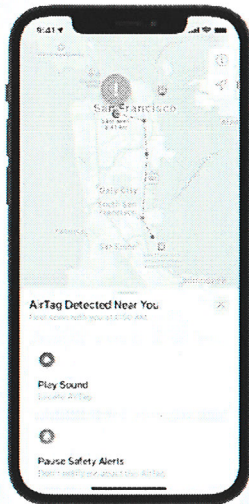


TILE MATE & PRO:

1. Slide off back panel to remove battery.
- ** The battery cannot be removed from the Slim or Sticker Models.



Example: AirTag Security Alert.



PRESERVING EVIDENCE

- 1) Take screenshots of any security alerts received on your device.
- 2) Take photos of where the tracker was discovered.
- 3) If safe to do so, keep the tracking device. **If not disabled, the adverse party may know where you've taken it (Law Enforcement, Court, etc.)**
- 4) AirTags: Follow the instructions [here](#) to identify the serial number.

REPORTING TO LAW ENFORCEMENT

1) **AirTags** are registered to an Apple ID - meaning the owner can be identified. Apple will work with law enforcement - instructions are [here](#). Also provide the serial number as outlined above.

2) **Tile** trackers are registered to an app that may identify the owner. Tile states they will cooperate with law enforcement [here](#).